



Grade 1 Weekly Plan

Oct 1-5

SPECIAL ANNOUNCEMENTS

Please check your emails and your child's backpack daily for upcoming information including logins for all platforms 😊

Please access the Resource section of this document and click on the blue links so that your child may practice the relevant skills daily

Online Resources:



Seesaw: <https://web.seesaw.me/>



<https://ca.ixl.com/>



<https://www.kidsa-z.com/main/Login/teacherUsername/>



www.education.com/games/play (optional)



<https://wow.boomlearning.com/> (optional)

Assessments






















View Resource section to identify the skills that will be on the assessments
All assessments will be on Thursday unless otherwise noted.

Thursday Oct 5– Math Cumulative Assessment (Number Sense)

Thursday Oct 5- Sight word List 1A assessment

Thursday Oct 5- Phonics Assessment

Subject	Learning Objective	Resources
<p>Phonics</p>	<p>The students will view and practice sound cards. Assessments will be over any sounds learned. Please view below.</p> <p>Please click on the sound card video and practice with your child daily for the length of the video (6 minutes)</p> <p>These Jolly Phonics Sounds will be tested: /s/a/t/i/p/n/ck/e/h/r/m/d</p> <p>This week: h/r/m/d</p> <p>Jolly Phonics Assessment: Thursday, October 5th</p>	<p>Sound Card Video</p> <p>Jolly Phonics Book 1</p> <p>September Jolly Phonics Pacing Calendar</p> <p>October Jolly Phonics Pacing Calendar</p>
<p>Reading</p>	<p>Teachers will be focused on completing beginning of year assessments</p> <p>Read Aloud Options Teacher's choice Focus on starting guided reading groups</p> <p>Continue Reading Strategy Animals</p> <p>Vocabulary: "Good Readers", concepts of print, front cover, back cover, spine, words, spaces, sentences</p> <p>Spelling test on Sight words List 1A Thursday, October 5th</p>	<p>Reading Strategies Animals</p> <p>Characters & Setting</p> <p>Problem & Solution</p> <p>Sight words List 1A</p>

<p>Writing</p>	<p>Parts of Speech: Review common and proper nouns, verbs, and adjectives</p> <p>Using a picture prompt, write 5 Star sentences that include nouns, verbs, and adjectives.</p> <p>Ongoing: 5 Star Writing</p> <div data-bbox="479 583 1091 913" style="border: 1px solid black; padding: 5px;"> <p style="text-align: center;">5 Star Writing</p> <table border="1" style="width: 100%; border-collapse: collapse;"> <tr> <td style="text-align: center; width: 15%;"></td> <td>Capital letter to start my sentence. → I see a dog.</td> </tr> <tr> <td style="text-align: center;"></td> <td>Punctuation to end my sentence. Where is the dog? ↗</td> </tr> <tr> <td style="text-align: center;"></td> <td>Use finger spaces. The dog is brown.</td> </tr> <tr> <td style="text-align: center;"></td> <td>Use neat handwriting & phonemic spelling. K k </td> </tr> <tr> <td style="text-align: center;"></td> <td>My sentence makes sense. </td> </tr> </table> </div>		Capital letter to start my sentence. → I see a dog.		Punctuation to end my sentence. Where is the dog? ↗		Use finger spaces. The dog is brown.		Use neat handwriting & phonemic spelling. K k 		My sentence makes sense. 	<p>Grammar Book</p> <p>Nouns Video</p> <p>Verbs Video</p> <p>Adjectives</p> <p>The Sentence Song</p>
	Capital letter to start my sentence. → I see a dog.											
	Punctuation to end my sentence. Where is the dog? ↗											
	Use finger spaces. The dog is brown.											
	Use neat handwriting & phonemic spelling. K k 											
	My sentence makes sense. 											
<p>Math</p>	<p>Students will learn number sense.</p> <p>Vocabulary words: Number ID, Counting, ones, tens, patterns, counting on, counting backwards, “how many?”</p> <p>Number sense: Identifying, writing & counting numbers within 10</p>	<p>Counting to 100</p> <p>Numbers in the teens</p> <p>Friends of 10</p> <p>Counting Backwards from 20</p> <p>Patterns Video</p> <p>Jump math Book 1.1</p>										
<p>Socials/ Science</p>	<p>The students will learn about living and nonliving things.</p> <p>Living & Nonliving things video</p> <p>Jack Hartman: Living and Nonliving Things Song</p>	<p>Hayat High 5 Theme:</p> <p>-Be Positive: Have You Filled a Bucket Today? Read aloud</p> <p>-Be Positive</p>										